

**High Power strobed LED backlight, 240 x 180 mm illumination area, blue, with collimation film in both directions**



## SPECIFICATIONS

### Lighting specifications

Modules		5x5
Illumination area width	(mm)	240
Illumination area height	(mm)	180
Number of LEDs		1200
Light color, peak wavelength		blue, 470 nm
Spectral FWHM	(nm)	25
Illuminance <sup>1</sup>	(klux)	n.a.
Irradiance <sup>1</sup>	(W/m <sup>2</sup> )	-
Diffuser		yes
Collimation film		yes

### Electrical specifications

Power supply mode		Strobe only, constant current driving
Peak power consumption	(W)	312.3
Max pulse current <sup>2</sup>	(A)	12.2
Typical pulse voltage	(V)	25.6
Max pulse duration	(ms)	1
Max duty cycle	(%)	1.5
Max continuous current	(mA)	125
Estimated MTBF <sup>3</sup>	(hours)	> 50000
Connector		M8
Included cable		CBLT003

## KEY ADVANTAGES

### Excellent uniformity

### Test report with measured uniformity

### Ultra high-power light output and strobe mode operation

For inspection and measurement of fast moving objects and an extended LED lifetime

### Suitable for frequent cleaning

Thanks to the optical grade and scratch resistant protective cover

### Wide selection and modular design

Size options range from 48 x 36 to 288 x 216 mm available in red, white, green, blue and infrared

### Compact design with reduced thickness (26 mm)

### Special continuous alignment mode

### Optional integrated collimation film

**The LTBP series** offers high power LED backlights designed to provide exceptional illumination performances and excellent uniformity.

### Mechanical specifications

Length	(mm)	252.0
Width	(mm)	200.0
Height	(mm)	26.0
Mass	(g)	1736
Clamping system		8x M6 threaded holes

### Environment

Operating temperature	(°C)	0-40
Storage temperature	(°C)	0-50
Operating relative humidity	(%)	20-85, non condensing
IP rating		IP40
Installation		Indoor use only

### Eye safety

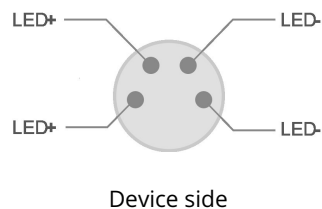
Risk group (CEI EN 62471:2010)	Exempt
--------------------------------	--------

<sup>1</sup> Minimum value, at max driving current, on emitting surface. Where n.a. is reported data is available upon request.

<sup>2</sup> Models where two currents are listed (such as LTBP240180-R) feature two separate channels.

<sup>3</sup> At 25°C

## CONNECTOR PINOUT



Function	Cable color
LED +	Brown
LED +	White
LED -	Blue
LED -	Black

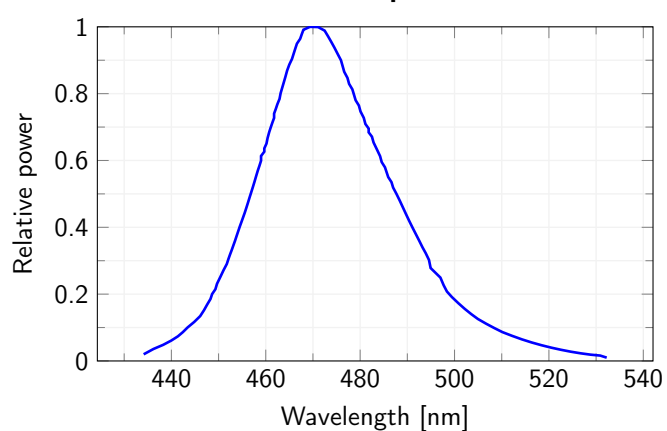
## COMPATIBLE PRODUCTS

Full list of compatible products available [here](#).

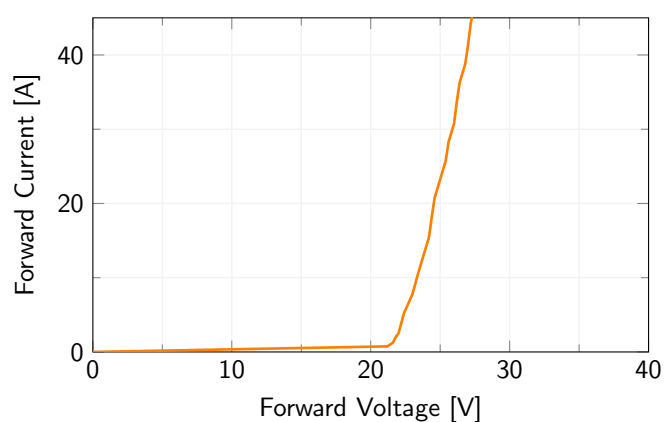


A wide selection of innovative machine vision components.

**LED color spectrum**



**Forward Current Characteristics**



**Emission angle**

